

EQUITY SERIES TOP CRANK Computer workstation with hand-crank adjustment



An ergonomic workstation with a clean modern look, smooth hand-crank adjustment, and variable sit-to-stand height adjustment.

FEATURES:

- Single surface workstation with vertical height adjustment for individual positioning or multi-user environments
- Easy to turn hand-crank adjustment
- Top crank is positioned on the worksurface, right side
- Meets or exceeds ANSI/BIFMA standard, BSR/HFES 100 standard, and ANSI A 117.1 (wheelchair accessibility) standard
- Durable laminate top

TECHNICAL DATA:

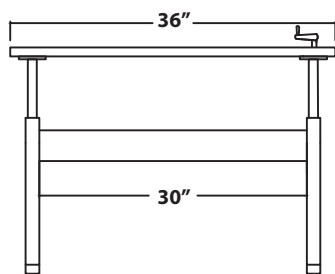
- See chart for standard dimensions
- Custom workstation top sizes and finishes available
- Vertical adjustment range 24"-38", 7 cranks per inch
- 14 guage steel feet coated in Graphite Silver powdercoated finish
- Anodized aluminum telescoping legs
- Load capacity of 200 lbs

MODEL	DIMENSIONS	ADJUSTMENT RANGE	START/END HEIGHT	LEG SPAN
APUEQ 3624 TC	36" X 24"	14"	24", 38"	30"
APUEQ 3630TC	36" X 30"	14"	24", 38"	30"
APUEQ 4824TC	48" X 24"	14"	24", 38"	38"
APUEQ 4830TC	48" X 30"	14"	24", 38"	38"
APUEQ 6024 TC	60" X 24"	14"	24", 38"	50"
APUEQ 6030TC	60" X 30"	14"	24", 38"	50"

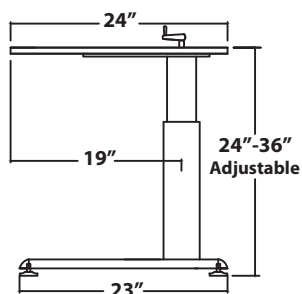
EQUITY SERIES WITH TOP CRANK

Dimension page

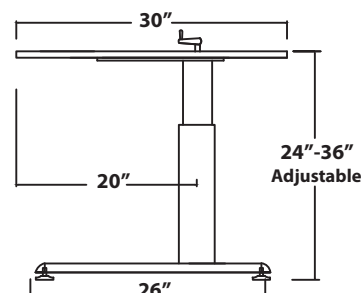
APUEQ 3624TC and APUEQ 3630 TC



Front View

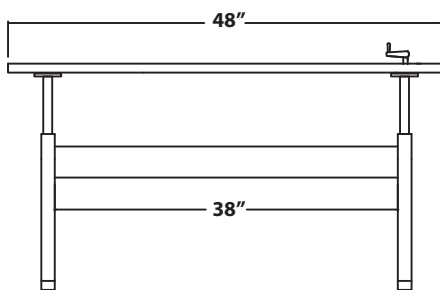


Side View

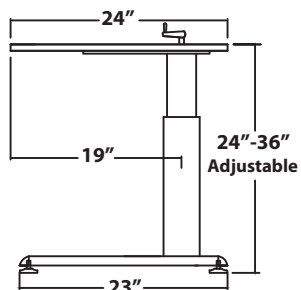


Side View

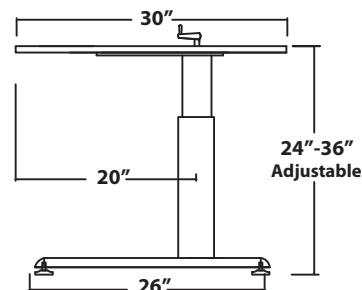
APUEQ 4824 TC and APUEQ 4830TC



Front View

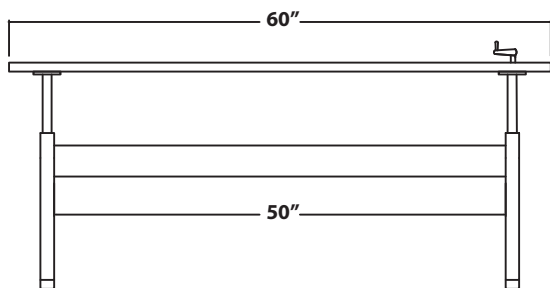


Side View

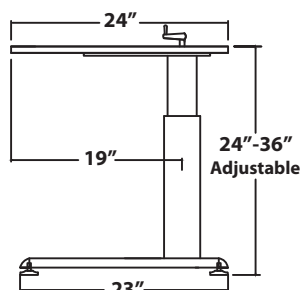


Side View

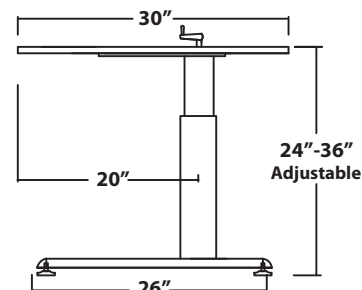
APUEQ 6024 TC and APUEQ 6030 TC .



Front View



Side View



Side View